

How to watch A Migrant's Son

We are looking forward to watching *A Migrant's Son* with you at 7:30pm on Saturday 28 November. On the day you'll be able to watch the performance at this link:
<https://criticalstages.com.au/portfolio/a-migrants-son-gannawarra/>

If you visit the link ahead of time the performance won't be there yet, BUT you will see a video trailer where the film will be. So, if you're unsure of how to set up your device to watch the film, you can do a practice run using the video trailer.

Here are some tips to help you get your device set up:

Watching the video on your computer, tablet or phone

Make sure you are connected to the internet – you'll need to be connected to the internet to watch the performance so make sure you either:

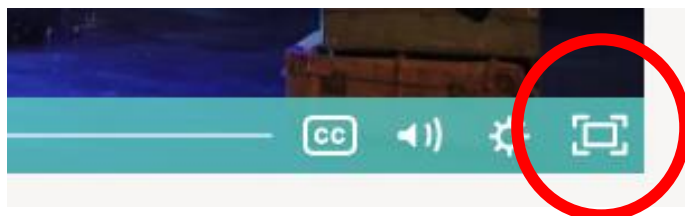
- Have your wifi turned on;



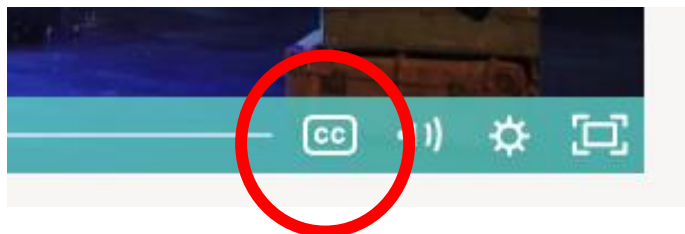
- or your blue ethernet cable plugged in to your computer



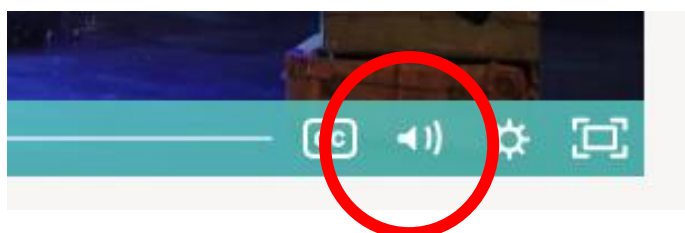
To make the video Full Screen, click this button on the toolbar below the video:



To watch the video with Closed Captions, click this button on the toolbar below the video:



To adjust the volume on the video, click this button on the toolbar below the video:



You should also check the volume on your computer speakers or your device are turned up.

Connecting the video to your Television

If you're feeling fancy, you may want to connect your device to your Television. A smart TV or app-enabled box (such as Fetch, Apple TV, Chromecast and Telstra Box) will be required to share your video link and view on the big screen. Many of these, and almost all smart TV's, have *screen mirroring* as a source that you can select. Other smart TV's or streaming devices may be able to be selected from your phone, ipad or computer when you select the 'share' option, or when you see this icon:



When you select this icon during video play you should see your tv or monitor model appear in a list. Select the screen you want to view on and the video should play there.