



Let's start
a conversation
about what we want the
FUTURE FOR
GANNAWARRA SHIRE
to look like over the
coming four years



THE COMMUNITY
TOLD US IN 2010
TO FOCUS ON -
**SIX KEY STRATEGY
PLATFORMS OF
GANNAWARRA
2025**

We turned this vision into the **COUNCIL
PLAN 2013-2017** and incorporated our
HEALTH AND WELLBEING PLAN.

**THESE ARE SOME OF THE THINGS
ACHIEVED BY WORKING TOGETHER:**

1

REVERSE DECLINE
IN WORKING
POPULATION

- New Gannawarra Children's Centre in Kerang

2

REVITALISE OUR
TOWNS INTO
VIBRANT PLACES

- Attracting new agricultural businesses to Gannawarra

3

FOSTER ECONOMIC
PROSPERITY
THROUGH
DIVERSITY

- Skate parks in Kerang and Quambatook
- Tracks and trails, park and playground upgrades
- Koondrook Wharf completed

4

EMBRACE
ENVIRONMENTAL
SUSTAINABILITY

- Well's Bridge upgrade
- Solar projects
- Sporting club upgrades
- Bringing Arts to Gannawarra like Macbeth and Romeo and Juliet
- Museum Victoria Bioscan of Gunbower Island and surrounds

5

FOCUS EDUCATION
& LIFELONG
LEARNING

- Supporting our community through climate variability

6

FACILITATE LOCAL,
REGIONAL
& GLOBAL
CONNECTIVITY

- Reconciliation and celebrating cultural diversity
- Tourism branding
- Support for young people and Youth Council projects

NOW is
an exciting
time

We start to
think about
a new
**COUNCIL
PLAN**

The Council Plan serves as a 'road map' to focus Council's activities over the next four years as we continue to work towards a liveable, productive and sustainable municipality where opportunities are provided for all.



Gannawarra 2025

LONG TERM COMMUNITY
VISION

Council plan

(INCORPORATING THE
MUNICIPAL PUBLIC HEALTH
AND WELLBEING PLAN)

Strategic Objectives, Strategies,
Indicators and Initiatives

*Municipal Strategic
Statement*

Strategic Resource Plan

Including Long Term Financial
Plan and Non-Financial
Resources

Annual Budget

*Council Plans and
Strategies*

Legislation

*Stakeholder &
Community Engagement*

Regional and state plans

WE NEED TO CONSIDER:

- Education
- Employment
- Tourism/Business
- Agriculture
- Infrastructure
- Health and wellbeing

TOGETHER

*We can
achieve
so much*

**WE WANT
TO DO THIS**
with you

WE NEED TO INCLUDE EVERYONE IN THE CONVERSATION

We need to link what our communities need with higher level regional and statewide objectives so that we can take advantage of funding opportunities that arise.

WE KNOW WE HAVE SOME CHALLENGES:

- Declining population
- Ageing population
- Low educational attainment
- Transport
- Poorer health outcomes
- Climate variability
- Ongoing rural change
- Rate Capping
- Balancing community expectations





LET'S HAVE *a chat* ABOUT:

What you like most about where you live?

.....

What is it about where you live that you don't like or find challenging?

.....

What services do you most value?

.....

In your community, what do you think Council should be focusing most on?

.....

What other things do we need to do to be a vibrant, connected, inclusive and proud community?

.....

BUT WE ALSO KNOW WE HAVE GREAT OPPORTUNITIES:

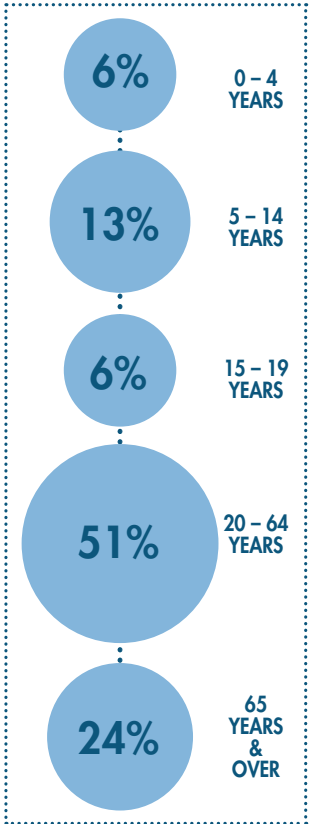
- Murray River and waterways
- Redgum Forests
- Agriculture
- Affordable housing
- Safe and liveable environments
- Partnerships for growth
- Renewable energy





SNAPSHOT OF COUNCIL

By 2031 it is estimated that **39.2%** of Gannawarra's population will be aged 65 and over, compared to 24.2% for Victoria.



24.3% have completed Year 12 compared to 51.7% for Victoria

3.8% unemployment rate compared to 5.4% for Victoria

Council delivered **30 Services** to the community



12,820 hours of domestic care provided

15,510 meals on wheels delivered

3,553 social meals provided

524 hours of L2P mentoring by volunteers

1,864 hours of transport provided

78,964 loans through library service


41,722 phone calls received

1,222 tonnes of recyclable waste collected

970m of footpath replaced

1,250kms of roads graded





538 children aged
0-4 and approx. 1380
families with children call
Gannawarra home



1,905
hours of 4 year old
kindergarten per week

2,150
hours of long day care
per week



2,296
vaccinations administered

98.86%
of children under 5 fully
vaccinated



111 babies were born in
2015/16



434 children were
seen at least once during
the year by a Maternal and
Child Health Nurse



18.1% of
children
starting school experience
challenges in reading and
writing and with numbers,
almost three times the
state average of 6.3%.

12.8% of
children
starting school
experienced challenges
with communication,
compared to 7.6%
for Victoria.



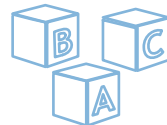
6.6%
with Type 2
Diabetes
compared to
4.5% for
Victoria



Dental
conditions
admissions to hospital 3
times the state average for
children 0-14yrs



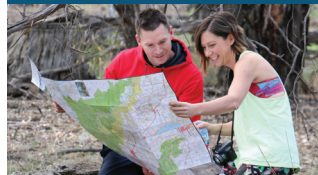
Average 946
tourism visitors through
Kerang Library and
Gateway to Gannawarra
each month



Pre-school
attendance
is 93% compared to
64.9% in 2009



57.4% volunteer
compared to 34.3%
for Victoria



Let's continue
this conversation.
Talk to others in
your community



Fill in a survey on our
website, giving us feedback
on what you want the
**FUTURE FOR
GANNAWARRA SHIRE**
to look like over the coming four years.

Draft documents
will be prepared
early 2017 and
made available
for additional
comment.

